

241 Deansgate, Manchester, Lancashire, M3 4EL


Tel: 0161 637 8336

Email: [contactus@ascendproperties.com](mailto:contactus@ascendproperties.com)

[www.ascendproperties.com](http://www.ascendproperties.com)

# Ascend

Built on higher standards



## The Local Crescent, Hulme St, Salford

Asking Price £230,000

BUY TO LET INVESTMENT ONLY - Tenanted Until Sept 2024 - £1100pcm

Located in a vibrantly rejuvenated area of Salford, this property is just a short distance from the Manchester City Centre and has a network of amenities close by.

You'll love the contemporary and best-in-class open-plan kitchen which has plenty of space for all your get-togethers, gatherings and shindigs. The spacious bedroom and open plan living space all benefit from floor to ceiling windows which open up to give a nice breeze in the summer months. There are also communal breakout areas, courtyard garden spaces and integrated barbecuing facilities for residents to enjoy.

The bathroom consists of contemporary 3-piece suite with a large mirror, heated rails and plenty of space for all the necessities and more. Your house will feel like more than a home at The Crescent as you live with luxury amenities at your fingertips. Between the 5th floor roof terrace, podium terrace, resident's solarium and courtyard gardens, you can live the ultimate city lifestyle with ample space and opportunity to enjoy the outdoors without even leaving the building. What's more, the apartment benefits from views across the River Irwell and the acres of surrounding parkland.

In your new luxurious setting you can also enjoy the state-of-the-art cinema room, indoor heated swimming pool & spa and fully equipped gymnasium – with all of this right on your doorstep, you'll have even more time to spend relaxing in your apartment and spending time with friends.



10TH FLOOR  
539 sq.ft. (50.1 sq.m.) approx.

**Living/Kitchen/Dining**

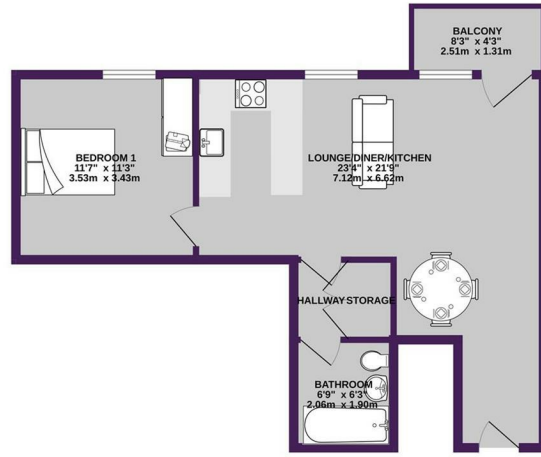
Open plan living area, with modern kitchen. floor to ceiling windows throughout, leading on to a balcony with views of Peel Park, Electric heating and appliances throughout.

**Bedroom**

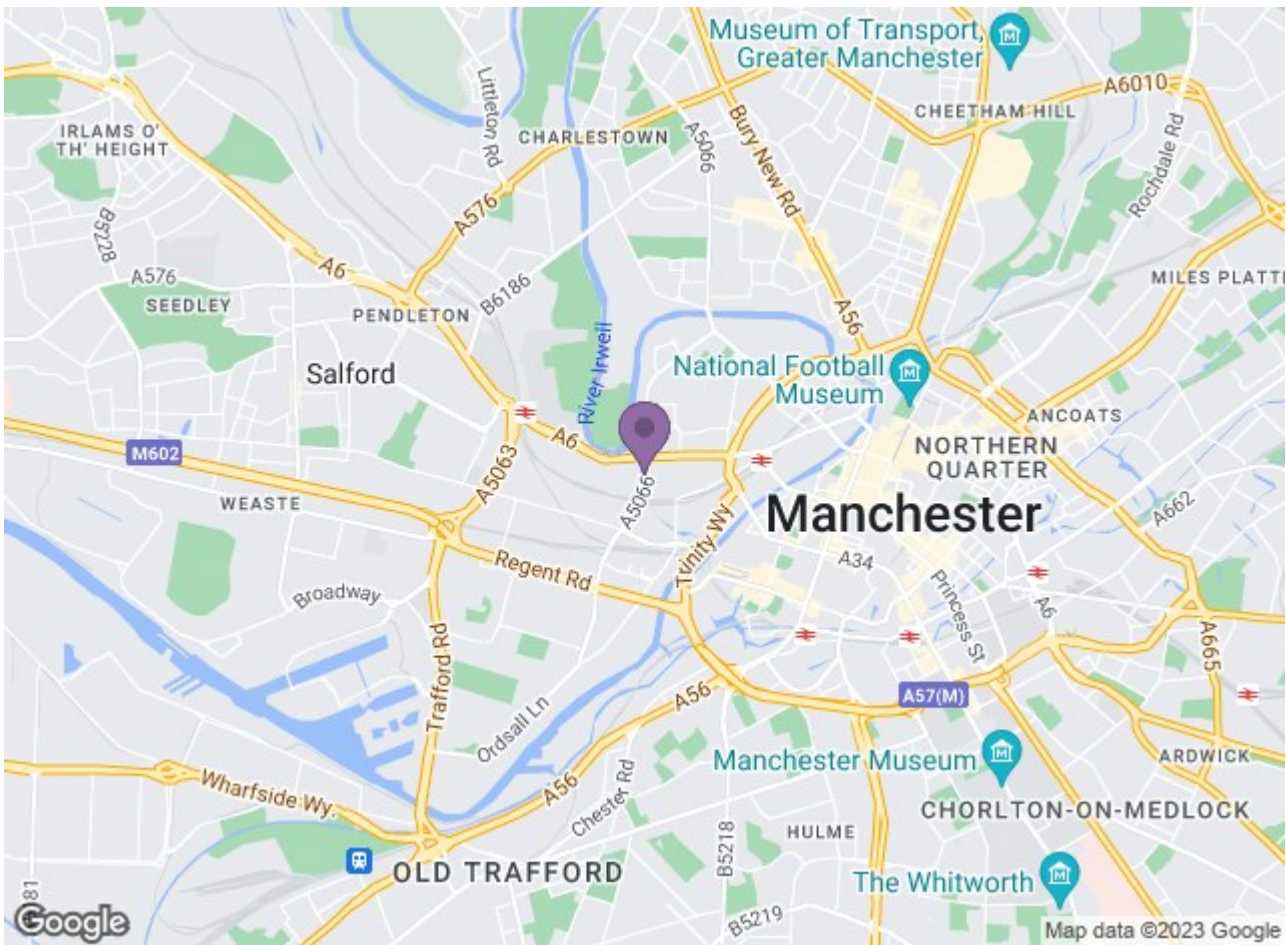
Ample sized double bedroom. Floor to ceiling window

**Bathroom**

Modern, white, 3 piece suite with rain fall shower



TOTAL FLOOR AREA: 539 sq.ft. (50.1 sq.m.) approx.  
 Whilst every effort has been made to ensure the accuracy of the floorplan, the measurements of areas, boundaries, corners and any other items are approximate and not responsible to them for any error, omission or misstatement. This plan is for general guidance purposes only and should be used in conjunction with the property particulars. The plan is not intended to be used as a legal document and no guarantee is given as to their quantity or efficiency use for space.  
 Map data ©2023 Google



Energy Efficiency Rating		Environmental Impact (CO <sub>2</sub> ) Rating	
Current	Potential	Current	Potential
Energy A	Energy B	CO <sub>2</sub> A	CO <sub>2</sub> B
83	83	83	83